



GP10-35

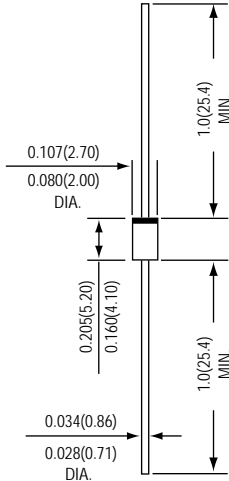
HIGH VOLTAGE SINTERED GLASS PASSIVATED JUNCTION RECTIFIER

Reverse Voltage - 3500 Volts

Forward Current - 1.0 Ampere

PATENTED

DO-204AL



*Dimensions in inches and (millimeters)

SUPEREX II™



FEATURES

- * GPRC (Glass Passivated Rectifier Chip) inside
- * Glass passivated cavity-free junction
- * Capable of meeting environmental standards of MIL-S-19500
- * 1.0 Ampere operation at TA=75°C and 55°C with no thermal runaway
- * High temperature soldering guaranteed: 260°C/10 seconds, 0.375" (9.5mm) lead length, 5lbs. (2.3 kg) tension
- * Plastic package has Underwriters Laboratory Flammability Classification 94V-0

MECHANICAL DATA

Case : JEDEC DO-204AL molded plastic over glass body

Terminals : Tin Plated, solderable per MIL-STD-750, Method 2026

Polarity : Color band denotes cathode end

Weight : 0.012 ounce, 0.3 gram

MAXIMUM RATINGS AND ELECTRICAL CHARACTERISTICS

Ratings at 25° ambient temperature unless otherwise specified.	SYMBOLS	GP10-35	UNITS
Maximum repetitive peak reverse voltage	VRRM	3500	Volts
Maximum RMS voltage	VRMS	2450	Volts
Maximum DC blocking voltage	VDC	3500	Volts
Maximum average forward rectified current 0.375" (9.5mm) lead length (SEE FIG.1)	I(AV)	1.0	Amps
Peak forward surge current 8.3ms single half sine-wave superimposed on rated load (JEDEC Method)	IFSM	15	Amps
Maximum instantaneous forward voltage at 1.0 A	VF	1.8	Volts
Maximum DC reverse current at rated DC blocking voltage TA=25	IR	5	uA
Typical thermal resistance (NOTE 1)	R JA	130	/ W
Operating junction and storage temperature range	TJ,TSTG	-65 to +175	

NOTES : (1) Thermal resistance from junction to ambient at 0.375" (9.5mm) lead lengths, P.C.B. mounted.
(2) Preliminary draft.

RATINGS AND CHARACTERISTIC CURVES

FIG.1 - FORWARD CURRENT DERATING CURVE

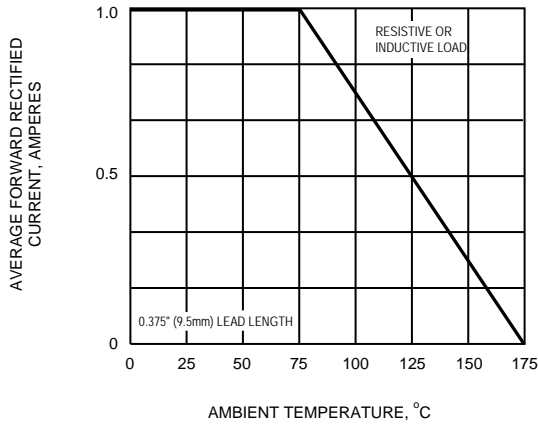


FIG.2 - MAXIMUM NON-REPETITIVE PEAK FORWARD SURGE CURRENT

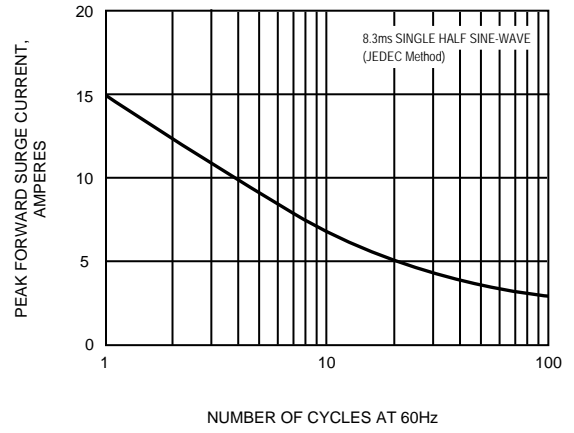


FIG.3 - TYPICAL INSTANTANEOUS FORWARD CHARACTERISTICS

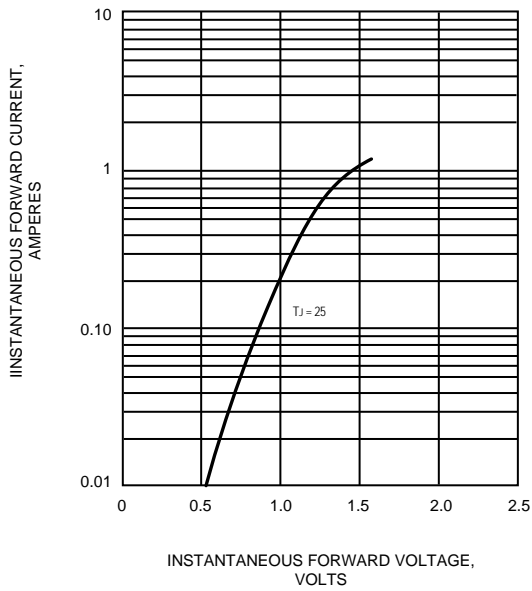


FIG.4 - TYPICAL REVERSE CHARACTERISTICS

